



The Entire Range at a Glance

Variants	Terminal blocks, terminal strips (double-, triple-, quadruple-deck terminal strips), disconnect terminal blocks for test and measurement, fuse terminal blocks, modular PCB connectors, modular terminal blocks with optional or internal commoning
Pin Spacings	2,5 ... 20 mm
PCB Mounting Styles	Through-Hole Technology (THT), Through-Hole Reflow (THR), Surface-Mount Technology (SMT)
Conductor Types	Solid, stranded, fine-stranded and ferruled copper conductors
Conductor Cross-Sections	0.08 ... 25 mm ²
Conductor Entry Angles	0°, 30°, 40°, 45° and 90°
Termination and Actuation Options	Push-in termination, actuation via operating tool, push-buttons, finger-operated levers, locking slides and actuating levers




Through-Hole Technology

Wave soldering is the most popular method for soldering PCBs. WAGO offers a wide range of PCB terminal blocks with various pin spacings.



Through-Hole Reflow


Reflow soldering is the standard method for soldering surface-mount components. WAGO THR products and surface-mount components can be placed together on the PCB and soldered during the same reflow soldering process.



Surface-Mount Technology

Surface-Mount Technology (SMT) is a process in which components are only mounted on the surface of PCBs. The components are automatically positioned so that the terminal contacts are located on the PCB's solder surfaces that have been previously coated with solder paste. Then the assembled PCBs are run through the reflow soldering process.

Connection Technologies and Operation



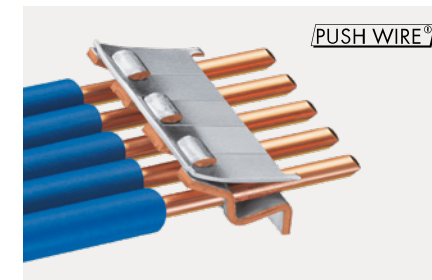
The universal connection for solid, stranded and fine-stranded conductors

To Use:
Open the clamping unit, insert conductor, release the clamp – done!




The universal connection with an additional advantage: Push-in termination

To Use:
Open the clamping unit, insert conductor, release the clamp – done!
Terminate both solid and ferruled conductors by simply pushing them in – no operating tool needed.



PUSH WIRE® connection for solid and stranded conductors (depending on the model used)

To Use:
Tool-free, twist-free terminations for solid and rigid stranded conductors – simply push into the unit.



Colors:

black, dark gray, gray, light gray, red, orange, green, brown, blue

The availability of these, and other colors, depends on the series and quantity required.

WAGO GmbH & Co. KG
Postfach 2880 · 32385 Minden
Hansastraße 27 · 32423 Minden
info@wago.com
www.wago.com

Headquarters +49 (0)571/ 887 - 0
Sales +49 (0)571/ 887 - 44 222
Orders +49 (0)571/ 887 - 44 333
Fax +49 (0)571/ 887 - 844 169

WAGO is a registered trademark of WAGO Verwaltungsgesellschaft mbH.
Copyright – WAGO GmbH & Co. KG – All rights reserved. The content and structure of the WAGO websites, catalogs, videos and other WAGO media are subject to copyright. Distribution or modification of the contents of these pages and videos is prohibited. Furthermore, the content may neither be copied nor made available to third parties for commercial purposes. Also subject to copyright are the images and videos that were made available to WAGO GmbH & Co. KG by third parties.



WAGO PCB Terminal Blocks

Product Overview



0888-0140/0309-6901 PCB OVERVIEW 3.9 US - 03/2022-00 - Printed in Germany - Subject to design changes

